

VS1000 RT

PRODUCT SHEET

VENTACITY SYSTEMS
—◆—
ALWAYS HEALTHY • ALWAYS EFFICIENT™

The first in a line of revolutionary Smart Ventilation™ Management systems, the Ventacity VS1000 RT is an ultra efficient heat recovery ventilator (HRV) and intelligent dedicated outdoor air system (DOAS). With a rugged design for easy rooftop installation, it optimizes healthy indoor air quality while minimizing building energy usage. It is suitable for various commercial applications, including retail spaces, offices, restaurants, schools, public spaces and even multifamily residential buildings.



A part of the

HVAC²

NEXTGEN BUILDING SYSTEM™

Our ventilation equipment connects seamlessly to our building controls and cloud-based user interface to take HVAC systems to the next level of energy efficiency and control. We call this new system HVAC².

1-888-VENTIL8 (888-836-8458)

ventacity.com

VS1000 RT

PRODUCT SHEET

PERFORMANCE



Exceptional energy efficiency performance puts the VS1000 RT in a class by itself.

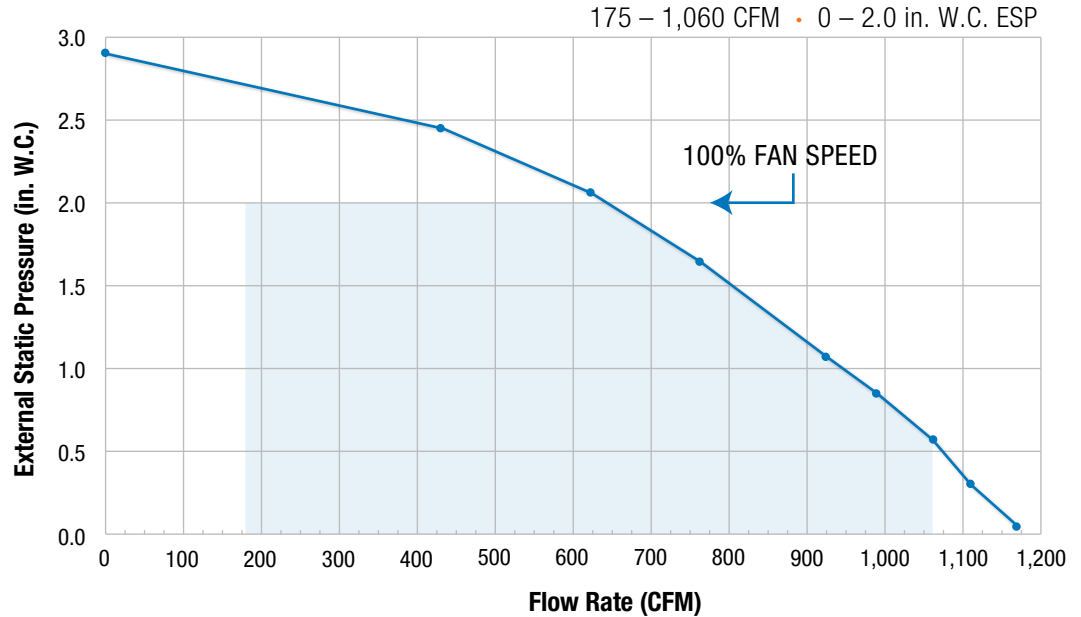


With its aluminum counterflow heat exchanger core, the VS1000 RT transfers 82% to 93% of the heat between fresh and exhaust air streams.

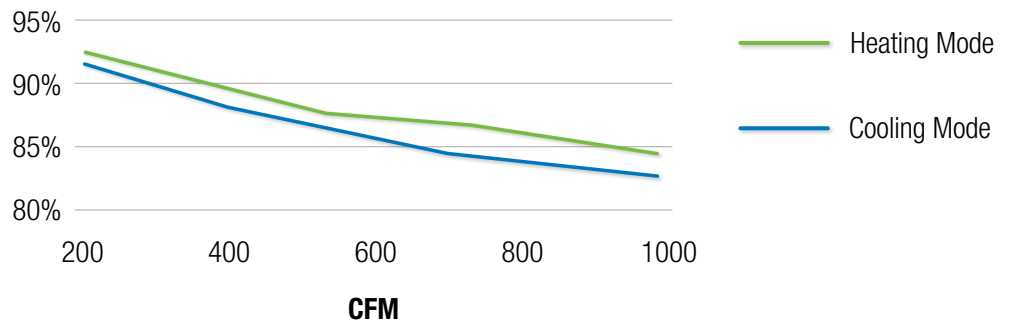


Our fans incorporate electronically commutated motors (ECMs) and backward curving composite fan blades, reducing the power required for air movement.

FAN OPERATING RANGE



HEAT RECOVERY EFFICIENCY



FAN VOLUME

Ext. Static Pressure (in. W.C.)	0.25	0.5	0.75	1	1.25	1.5	1.75
Maximum Flow (CFM)	1,060	1,060	1,000	970	970	830	735
System Power (Watts)	790	878	918	906	888	878	859

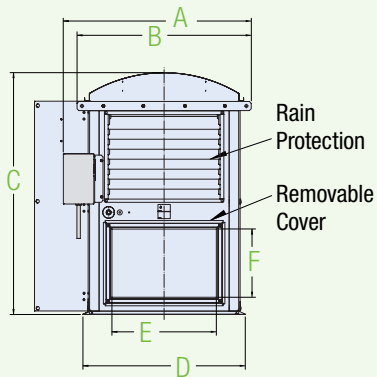
FAN POWER*

Air Flow (CFM)	175	200	400	600	800	1,000	1,060
CFM/WATT (2 Fans)	3.5	3.6	4.3	3.3	2.2	1.6	1.5
System Power (Watts)	66	72	109	198	380	640	723

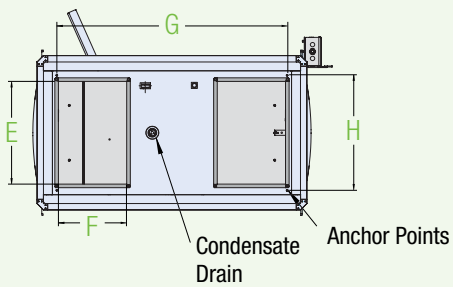
* at 1/8" water column

VS1000 RT

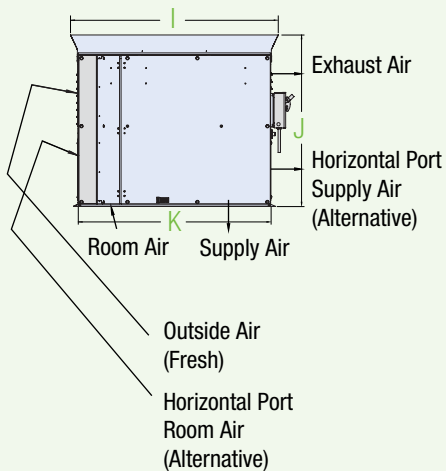
DIMENSIONS



A	40.8"
B	37.8"
C	52.5"
D	35.2"
E	23.5"
F	15.6"

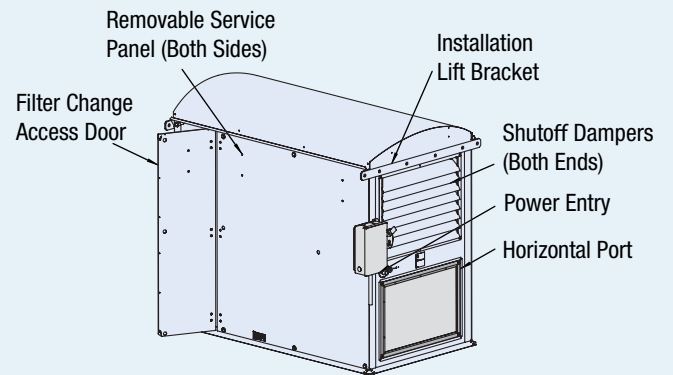
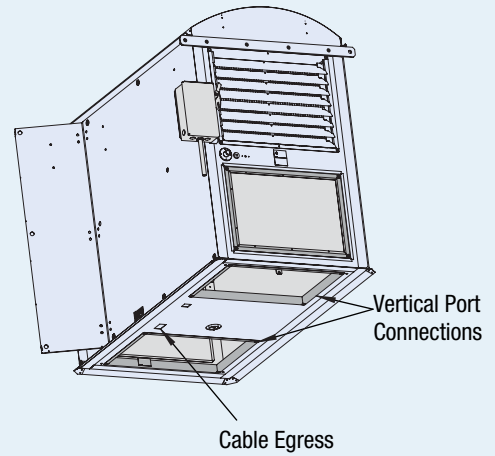


E	23.5"
F	15.6"
G	52.8"
H	26.3"



I	63.6"
J	52.5"
K	59.0"

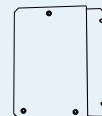
PARTS



Control Panel



Condensate Drain Trap

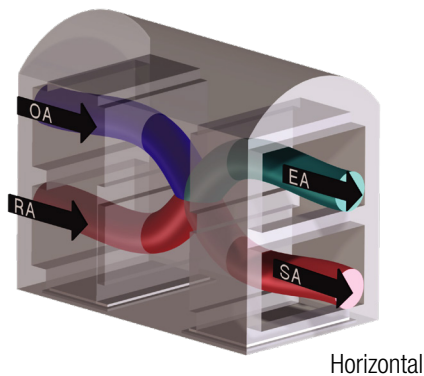
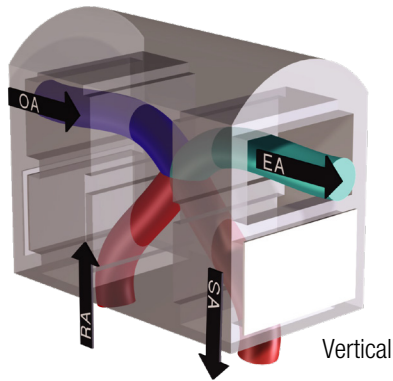


Power Disconnect Bracket

VS1000 RT

PRODUCT SHEET

PORT CONFIGURATIONS



ACCESSORIES

- Room CO₂ Sensor
- VOC Sensor
- Duct CO₂ Sensor
- Smart Building Gateway
- Room RH Sensor

VENTACITY SYSTEMS

ALWAYS HEALTHY • ALWAYS EFFICIENT™

2828 SW Corbett Ave, Suite 119
Portland, OR 97201
1-888-VENTIL8 (888-836-8458)
ventacity.com

SPECIFICATIONS


Ventilation Flow – Max	1,060 cfm
Ventilation Flow – Typical	75 to 1,000 cfm
Ventilation Type	Heat Recovery Ventilator (HRV)
Heat Exchanger	Counterflow Aluminum Static Plate
Fan Type	Backward Curved, Centrifugal, EC
Heat Recovery – Max	93%
Temperature Range	-13° F to 140° F
Humidity – Inside Max	90% RH
Operation Modes	CAV, DCV, VAV, BMS, Economizer
Noise – Max	52.6 dBA
NRTL Test Specifications	UL1812, CSA C22.2 No. 113
Duct Connection	14" Dia. (154 in ²) Min.
Temperature Control	Continuously Variable Bypass

MECHANICAL

Weight	616 lbs
Shipping Weight	845 lbs
Dimensions	63.6" L x 35.2" W x 52.5" H
Shipping Dimensions	74" L x 45" W x 51" H
OA Filter (Actual Size)	17.5" L x 24.5" W x 3.75" H MERV13
RA Filter (Actual Size)	16.5" L x 24.5" W x 1.75" H MERV8
Base Anchor Dimension	26.3" x 52.8"
External Finish	Powder Coat Over Galvanized Steel

ELECTRICAL

Power Supply	6.9 kW
Voltage	240 VAC 1Φ, 208/240 VAC 3Φ, 60Hz
FLA – Max	30 A (1Φ)
De-Ice Preheater	6.0 kW
Fan Motor Type	EC
Maximum Power – 1 Fan	485W (.65hp)



UL 1812, CSA 22.2 No. 113